



T293 European Championship 2017
Larmor-Plage, Lorient - FRANCE



















































Results are final as of 16:29 on July 29, 2017

JUNIOR BOY Class

Sailed: 12, Discards: 2, To count: 10, Entries: 80, Scoring system: WCR Appendix A

Rank	Class	NOC	Sailnumber	Name	YoB	Total	Nett	R1	R2	R3	R4	R5	R6	R7	R8	R9	R10	R11	R12
1	JUNIOR BOY		930	Daniel Basik Tashtash	2004	34.0	19.0	4.0	(9.0)	1.0	1.0	1.0	1.0	2.0	(6.0)	1.0	1.0	3.0	4.0
2	JUNIOR BOY		2603	Gaspard Carfantan	2003	47.0	36.0	1.0	3.0	(5.0)	3.0	3.0	5.0	4.0	4.0	4.0	4.0	5.0	(6.0)
3	JUNIOR BOY		247	Yali Achitov	2003	85.0	42.0	5.0	2.0	10.0	(11.0)	2.0	7.0	1.0	3.0	(32.0)	7.0	4.0	1.0
4	JUNIOR BOY		9	Alessandro Giangrande	2003	83.0	54.0	3.0	7.0	(13.0)	7.0	8.0	(16.0)	9.0	1.0	3.0	3.0	10.0	3.0
5	JUNIOR BOY		201	Alex Rinaldelli	2003	91.0	54.0	(20.0)	1.0	16.0	(17.0)	6.0	9.0	3.0	5.0	6.0	2.0	1.0	5.0
6	JUNIOR BOY		366	Valentin Pelt	2003	161.0	55.0	7.0	8.0	6.0	4.0	7.0	4.0	8.0	7.0	2.0	(81.0 UFD)	2.0	(25.0)
7	JUNIOR BOY		4003	Sebastien Buquet	2003	113.0	71.0	6.0	4.0	7.0	6.0	12.0	(23.0)	7.0	8.0	8.0	(19.0)	6.0	7.0
8	JUNIOR BOY		1121	Jules Chantrel	2003	131.0	84.0	9.0	14.0	2.0	5.0	10.0	2.0	11.0	13.0	(31.0)	(16.0)	8.0	10.0
9	JUNIOR BOY		126	Ioannis Karvouniaris	2004	193.0	88.0	19.0	5.0	8.0	(24.0)	5.0	14.0	5.0	9.0	13.0	8.0	(81.0 DSQ)	2.0
10	JUNIOR BOY		62	Manoa Postec	2003	130.0	92.0	11.0	(20.0)	3.0	2.0	9.0	13.0	(18.0)	15.0	11.0	10.0	9.0	9.0
11	JUNIOR BOY		148	Niils-Henrik Lind	2004	154.8	105.8	2.0	11.0	9.0	13.0	20.0	11.0 RDG1:6	6.0	10.0	(23.0)	12.0	11.8 RDG1:11	(26.0)
12	JUNIOR BOY		661	Krzysztof Zarnowski	2004	179.0	112.0	8.0	6.0	14.0	18.0	(41.0)	8.0	(26.0)	23.0	5.0	6.0	16.0	8.0
13	JUNIOR BOY		327	Maayan Leeram	2003	226.0	134.0	12.0	10.0	4.0	8.0	11.0	3.0	(40.0)	25.0	36.0	(52.0)	12.0	13.0
14	JUNIOR BOY		392	Ido Pomerantz	2003	245.0	142.0	17.0	15.0	(81.0 RET)	9.0	15.0	6.0	(22.0)	20.0	9.0	14.0	20.0	17.0
15	JUNIOR BOY		198	Mathurin Grall	2004	242.0	171.0	(35.0)	19.0	19.0	15.0	(36.0)	29.0	10.0	18.0	7.0	15.0	25.0	14.0
16	JUNIOR BOY		399	Josep Estrany-Sagrera	2003	300.0	172.0	46.0	18.0	36.0	(47.0)	4.0	25.0	14.0	2.0	10.0	5.0	(81.0 RET)	12.0
17	JUNIOR BOY		195	Julek Wardaszko	2003	274.0	208.0	10.0	31.0	23.0	16.0	(33.0)	17.0	19.0	14.0	20.0	25.0	(33.0)	33.0
18	JUNIOR BOY		3197	Oscar Shaw	2003	282.0	208.0	18.0	13.0	(33.0)	32.0	14.0	30.0	20.0	33.0	(41.0)	9.0	23.0	16.0
19	JUNIOR BOY		2323	Alberto Soncini	2004	347.0	227.0	15.0	(81.0 DNC)	27.0	25.0	31.0	(39.0)	17.0	16.0	19.0	17.0	22.0	38.0
20	JUNIOR BOY		970	Tal Basik Tashtash	2005	353.0	241.0	13.0	(54.0)	12.0	14.0	13.0	11.0	45.0	43.0	15.0	24.0	(58.0)	51.0
21	JUNIOR BOY		744	Philippe Garcia	2003	341.0	242.0	(47.0)	24.0	38.0	(52.0)	29.0	35.0	21.0	11.0	34.0	18.0	11.0	21.0
22	JUNIOR BOY		975	Victor Delerue	2003	374.0	243.0	27.0	21.0	31.0	35.0	19.0	28.0	13.0	21.0	(50.0)	(81.0 UFD)	13.0	35.0
23	JUNIOR BOY		535	Matis Punte	2004	350.0	251.0	36.0	32.0	29.0	20.0	32.0	(49.0)	23.0	19.0	12.0	22.0	26.0	(50.0)
24	JUNIOR BOY		1	Dawid SykulA	2005	367.0	266.0	41.0	(43.0)	21.0	23.0	25.0	20.0	34.0	36.0	17.0	13.0	36.0	(58.0)
25	JUNIOR BOY		206	Daniel Sanchez Bellido	2003	378.0	267.0	37.0	12.0	17.0	10.0	34.0	15.0	(59.0)	(52.0)	42.0	11.0	41.0	48.0

Rank	Class	NOC	Sailnumber	Name	YoB	Total	Nett	R1	R2	R3	R4	R5	R6	R7	R8	R9	R10	R11	R12
26	JUNIOR BOY		23	Matteo Rosique	2003	399.0	270.0	(48.0)	38.0	22.0	39.0	18.0	(81.0 DSQ)	35.0	32.0	24.0	28.0	7.0	27.0
27	JUNIOR BOY		512	Michal Lis	2004	396.0	278.0	23.0	47.0	15.0	26.0	26.0	12.0	(64.0)	39.0	18.0	(54.0)	31.0	41.0
28	JUNIOR BOY		20	Mihail Aleksandrov	2003	378.0	287.0	14.0	16.0	81.0 DNE	30.0	37.0	(47.0)	30.0	(44.0)	28.0	21.0	15.0	15.0
29	JUNIOR BOY		68	Jonathan Bultynck	2003	413.0	288.0	16.0	23.0	81.0 DNE	22.0	28.0	(44.0)	29.0	27.0	16.0	23.0	(81.0 DSQ)	23.0
30	JUNIOR BOY		862	Victor Le Goff	2003	379.7	292.7	31.7 RDG1:4	35.0	32.0	28.0	(40.0)	26.0	33.0	26.0	26.0	(47.0)	24.0	31.0
31	JUNIOR BOY		282	Malmejac Martin	2003	390.3	296.3	34.0	26.0	18.0	36.0	21.0	(40.0)	29.3 RDG1:8	30.0	40.0	32.0	(54.0)	30.0
32	JUNIOR BOY		1355	Clement Eynard	2003	394.0	300.0	22.0	34.0	24.0	34.0	30.0	27.0	(48.0)	24.0	30.0	(46.0)	29.0	46.0
33	JUNIOR BOY		960	Titouan Larue	2003	402.0	311.0	31.0	37.0	30.0	33.0	24.0	38.0	37.0	29.0	(44.0)	20.0	32.0	(47.0)
34	JUNIOR BOY		2103	Toprak Nardali	2003	477.0	315.0	(81.0 BFD)	29.0	41.0	53.0	16.0	36.0	(81.0 DSQ)	28.0	46.0	27.0	19.0 SGN5	20.0
35	JUNIOR BOY		17000	Miray Saki	2003	479.0	317.0	(81.0 BFD)	33.0	28.0	46.0	23.0	10.0	28.0	53.0	(81.0 DNC)	38.0	28.0	30.0 DP10
36	JUNIOR BOY		111	Parolari Francesco	2004	441.0	320.0	49.0	17.0	40.0	(60.0)	58.0	(61.0)	12.0	17.0	59.0	30.0	19.0	19.0
37	JUNIOR BOY		273	Alexandre Jacquot	2004	473.0	325.0	32.0	(67.0)	25.0	31.0	27.0	18.0	32.0	46.0	14.0	(81.0 UFD)	43.0	57.0
38	JUNIOR BOY		400	Rafferty Read	2003	473.0	334.0	(69.0)	22.0	47.0	(70.0)	59.0	46.0	15.0	12.0	21.0	53.0	30.0	29.0
39	JUNIOR BOY		16	Jekabs Ceze	2004	474.0	348.0	29.0	45.0	59.0	37.0	17.0	31.0	(63.0)	(63.0)	37.0	41.0	34.0	18.0
40	JUNIOR BOY		8	Gleb Semileov	2003	465.0	353.0	(59.0)	50.0	26.0	43.0	(53.0)	41.0	52.0	37.0	22.0	26.0	17.0	39.0
41	JUNIOR BOY		899	Dimitrios Zagorianos	2003	487.0	359.0	28.0	27.0	81.0 DNE	(65.0)	51.0	(63.0)	16.0	22.0	62.0	40.0	21.0	11.0
42	JUNIOR BOY		39	Edijs Busmanis	2004	460.0	365.0	39.0	39.0	45.0	21.0	22.0	(48.0)	44.0	(47.0)	38.0	39.0	38.0	40.0
43	JUNIOR BOY		26	Xicu Ferrer Juan	2003	498.0	368.0	30.0	44.0	81.0 DNE	12.0	47.0	19.0	(49.0)	45.0	29.0	33.0	(81.0 DNC)	28.0
44	JUNIOR BOY		5	Kacper Gwozdz	2003	519.0	387.0	24.0	(65.0)	42.0	58.0	39.0	21.0	(67.0)	59.0	39.0	29.0	44.0 RDG1:11	32.0
45	JUNIOR BOY		102	Mathieu Leroy	2004	515.0	388.0	25.0	46.0	35.0	38.0	42.0	33.0	41.0	38.0	(71.0)	37.0	(56.0)	53.0
46	JUNIOR BOY		706	Victor Gaubert	2005	554.0	412.0	26.0	(72.0)	20.0	27.0	35.0	22.0	(70.0)	67.0	56.0	63.0	42.0	54.0
47	JUNIOR BOY		132	Giusepe Romano	2004	575.0	413.0	21.0	52.0	37.0	29.0	46.0	24.0	51.0	(81.0 DNF)	48.0	50.0	55.0	(81.0 DNC)
48	JUNIOR BOY		319	Boris Shaw	2005	531.0	415.0	(54.0)	(62.0)	34.0	45.0	44.0	32.0	42.0	34.0	47.0	45.0	50.0	42.0
49	JUNIOR BOY		348	Kurran Desoutter Henry	2003	557.0	420.0	44.0	40.0	53.0	48.0	54.0	(56.0)	27.0	50.0	49.0	(81.0 UFD)	18.0	37.0
50	JUNIOR BOY		920	Hugo Lecullee	2004	546.0	429.0	40.0	53.0	48.0	(63.0)	52.0	(54.0)	47.0	31.0	51.0	44.0	27.0	36.0
51	JUNIOR BOY		428	Rudy Cambas	2004	574.0	449.0	43.0	36.0	39.0	(61.0)	38.0	50.0	61.0	48.0	54.0	35.0	45.0	(64.0)
52	JUNIOR BOY		8111	Gregoire Bouvier	2003	608.0	454.0	54.0 DP20	28.0	(81.0 DNC)	(73.0)	55.0	57.0	31.0	40.0	57.0	36.0	44.0	52.0
53	JUNIOR BOY		146	Aleksander Niziolek	2003	599.0	468.0	33.0	(66.0)	49.0	59.0	48.0	37.0	50.0	55.0	33.0	(65.0)	61.0	43.0
54	JUNIOR BOY		322	Miguel Sanchez-Cuenca	2003	611.0	470.0	50.0	48.0	11.0	40.0	57.0	42.0	(73.0)	56.0	52.0	62.0	52.0	(68.0)
55	JUNIOR BOY		267	Alessandro De Gregorio	2004	639.0	487.0	57.0	57.0	43.0	(71.0)	49.0	43.0	57.0	65.0	25.0	(81.0 UFD)	47.0	44.0
56	JUNIOR BOY		186	Michele Marchei	2004	639.0	491.0	60.0	49.0	55.0	42.0	61.0	59.0	(81.0 DSQ)	42.0	27.0	34.0	62.0	(67.0)
57	JUNIOR BOY		1710	Octave Carfantan	2004	636.0	492.0	(76.0 DP30)	56.0	46.0	49.0	43.0	58.0	39.0	61.0	(68.0)	42.0	35.0	63.0

Rank	Class	NOC	Sailnumber	Name	YoB	Total	Nett	R1	R2	R3	R4	R5	R6	R7	R8	R9	R10	R11	R12
58	JUNIOR BOY		5	Mohammad Nabil Al-Balushi	2003	642.0	507.0	58.0	(71.0)	81.0 DNE	(64.0)	63.0	60.0	46.0	51.0	53.0	31.0	40.0	24.0
59	JUNIOR BOY		555	Alexis Boinet	2003	651.0	513.0	42.0	55.0	44.0	55.0	60.0	55.0	(72.0)	(66.0)	43.0	64.0	46.0	49.0
60	JUNIOR BOY		555	Louis Walker	2003	676.0	514.0	55.0	25.0	(81.0 DNC)	50.0	(81.0 RET)	81.0 RET	25.0	35.0	35.0	58.0	81.0 RET	69.0
61	JUNIOR BOY		46	Daniel Ugniewski	2003	697.0	535.0	(81.0 BFD)	30.0	56.0	54.0	50.0	52.0	24.0	41.0	(81.0 RET)	81.0 DNC	81.0 UFD	66.0
62	JUNIOR BOY		184	Leo Hunault	2003	687.0	541.0	56.0	61.0	50.0	57.0	56.0	53.0	55.0	(81.0 DNF)	61.0	55.0	37.0	(65.0)
63	JUNIOR BOY		440	Clement Picquet	2005	692.0	556.0	53.0	(74.0)	81.0 DNE	41.0	45.0	51.0	(62.0)	58.0	55.0	56.0	57.0	59.0
64	JUNIOR BOY		460	Filip Dmochowski	2005	713.0	558.0	65.0	42.0	(81.0 DNC)	19.0	66.0	64.0	60.0	68.0	60.0	61.0	53.0	(74.0)
65	JUNIOR BOY		196	Battistoni Tommaso	2004	721.0	577.0	68.0	58.0	58.0	66.0	(70.0)	70.0	38.0	(74.0)	65.0	51.0	48.0	55.0
66	JUNIOR BOY		651	Marc Olivier Roulland	2003	732.0	581.0	(70.0)	41.0	54.0	67.0	67.0	66.0	43.0	54.0	67.0	60.0	(81.0 UFD)	62.0
67	JUNIOR BOY		293	Rolands Lovnieks	2004	740.0	582.0	45.0	64.0	(81.0 DNC)	74.0	62.0	69.0	53.0	57.0	64.0	43.0	51.0	(77.0)
68	JUNIOR BOY		439	Emile Roulet	2004	735.0	595.0	66.0	(70.0)	51.0	62.0	64.0	45.0	66.0	(70.0)	70.0	48.0	63.0	60.0
69	JUNIOR BOY		183	Emanuele Bonifacio	2004	749.0	595.0	67.0	51.0	(81.0 DNC)	69.0	69.0	72.0	56.0	62.0	(73.0)	66.0	49.0	34.0
70	JUNIOR BOY		33	Thomas Bourhis	2003	740.0	600.0	64.0	(68.0)	61.0	(72.0)	65.0	65.0	58.0	49.0	66.0	57.0	59.0	56.0
71	JUNIOR BOY		29	Milo Solomko	2005	747.0	607.0	51.0	(69.0)	52.0	56.0	68.0	67.0	65.0	(71.0)	58.0	69.0	60.0	61.0
72	JUNIOR BOY		373	Clement Destombes	2003	793.0	631.0	62.0	63.0	81.0 DNE	44.0	(81.0 RET)	(81.0 RET)	54.0	64.0	45.0	81.0 BFD	66.0	71.0
73	JUNIOR BOY		82	Tomasz Skowronek	2003	804.0	642.0	(81.0 BFD)	75.0	60.0	51.0	73.0	62.0	75.0	72.0	(81.0 UFD)	59.0	70.0 SGN5	45.0
74	JUNIOR BOY		1139	Anthony Charlton	2006	844.0	682.0	73.0	59.0	(81.0 DNC)	79.0	72.0	71.0	69.0	60.0	69.0	49.0	(81.0 RET)	81.0 DNC
75	JUNIOR BOY		293	Leandre Carlier Arquoit	2003	839.0	687.0	71.0	(76.0)	57.0	(76.0)	74.0	75.0	68.0	69.0	72.0	67.0	64.0	70.0
76	JUNIOR BOY		557	Mathieu Assorin	2004	863.0	701.0	61.0	77.0	81.0 DNE	68.0	71.0	68.0	71.0	73.0	63.0	68.0	(81.0 DNF)	(81.0 DNC)
77	JUNIOR BOY		3278	Jaycob Green	2004	886.0	724.0	(81.0 DNC)	60.0	(81.0 DNC)	77.0	75.0	76.0	76.0	75.0	75.0	70.0	67.0	73.0
78	JUNIOR BOY		654	Tomas Mossel Gonzalez	2004	909.0	747.0	72.0	73.0	62.0	75.0	(81.0 RET)	73.0	74.0	(81.0 RET)	81.0 RET	81.0 RET	81.0 RET	75.0
79	JUNIOR BOY		11	Ali Al-Sarhi	2004	919.0	757.0	(81.0 BFD)	(81.0 RET)	81.0 DNC	78.0	81.0 DNC	74.0	77.0	81.0 DNC	74.0	71.0	68.0	72.0
80	JUNIOR BOY		655	Diego Ruiz Roca	2004	966.0	804.0	(81.0 BFD)	(81.0 RET)	81.0 DNC	80.0	81.0 DNC	81.0 DNC	81.0 DNC	81.0 DNC	81.0 RET	81.0 RET	81.0 RET	76.0

Scoring codes used

Code	Description	Points
BFD	Black flag disqualification under rule 30.3	81
DNC	Did not come to the starting area	81
DNE	Disqualification (other than DGM) not excludable under rule 88.3(b)	81
DNF	Started but did not finish	81
DP10		30
DP20	As per SI 1.5	54
DP30	As per SI 1.5	76
DSQ	Disqualification	81
RDG1:11	Redress - average points for races 1 to 11, except the race in question	Varies
RDG1:4	Redress - average points for races 1 to 4, except the race in question	31.7
RDG1:6	Redress - average points for races 1 to 6, except the race in question	11
RDG1:8	Redress - average points for races 1 to 8, except the race in question	29.3
RET	Retired	81
SGN5	Penalty for failure to sign in/out SI18.3	Varies
UFD	UFD disqualification	81