



T293 European Championship 2017

Larmor-Plage, Lorient - FRANCE



Results are final as of 16:51 on July 29, 2017




































Contents

- [GOLD Class](#)
- [SILVER Class](#)

GOLD Class

Sailed: 12, Discards: 2, To count: 10, Entries: 63, Scoring system: WCR Appendix A

































Rank	Class	NOC	Sailnumber	Name	YoB	Total	Nett	Q1	Q2	Q3	Q4	Q5	Q6	F1	F2	F3	F4	F5	F6
1	GOLD		312	Fabien Pianazza	2001	18.0	13.0	1.0	1.0	(2.0)	2.0	2.0	1.0	1.0	1.0	1.0	2.0	1.0	(3.0)
2	GOLD		926	Tomer Vardimon	2001	24.0	18.0	(2.0)	2.0	1.0	1.0	1.0	2.0	2.0	3.0	2.0	1.0	3.0	(4.0)
3	GOLD		150	Nicolo Renna	2001	92.0	24.0	(4.0)	1.0	3.0	2.0	1.0	2.0	(64.0 BFD)	2.0	3.0	4.0	4.0	2.0
4	GOLD		127	Yun Pouliquen	2001	57.0	34.0	1.0	(4.0)	1.0	1.0	4.0	1.0	3.0	4.0	4.0	10.0	5.0	(19.0)
5	GOLD		215	Amit Gan	2001	109.0	76.0	(9.0)	3.0	6.0	7.0	2.0	7.0	4.0	19.0	8.0	(24.0)	12.0	8.0
6	GOLD		295	Liam Segev	2002	110.0	77.0	5.0	6.0	9.0	(13.0)	3.0	5.0	19.0	6.0	(20.0)	13.0	10.0	1.0
7	GOLD		293	Yahel Habet	2001	121.0	86.0	4.0	3.0	(12.0)	10.0	7.0	4.0	(23.0)	17.0	11.0	3.0	9.0	18.0
8	GOLD		19	Finn Hawkins	2002	134.6	97.6	(15.0)	6.0	11.0	9.0	7.0	9.6 RDG1:6	14.0	15.0	6.0	9.0	11.0 RDG7:11	(22.0)
9	GOLD		97	Jakub Sykula	2001	177.0	108.0	13.0	2.0	25.0	5.0	(28.0)	17.0	5.0	12.0	(41.0)	7.0	6.0	16.0
10	GOLD		7	Riccardo Onali	2001	200.0	112.0	(33.0)	15.0	16.0	7.0	5.0	20.0	15.0	5.0	22.0	(55.0)	2.0	5.0
11	GOLD		1141	Mathis Ghio	2002	164.0	113.0	17.0	12.0	13.0	20.0	(24.0)	10.0	9.0	(27.0)	5.0	14.0	7.0	6.0
12	GOLD		72	Antoine Bossard	2002	170.0	117.0	6.0	5.0	(21.0)	13.0	3.0	12.0	21.0	(32.0)	19.0	8.0	20.0	10.0
13	GOLD		19	Aurelio Terry-Valle	2002	173.0	120.0	(16.0)	14.0	10.0	9.0	4.0	6.0	22.0	13.0	12.0	6.0	24.0	(37.0)
14	GOLD		290	Eyal Zror	2002	173.0	124.0	2.0	4.0	11.0	(16.0)	9.0	16.0	26.0	18.0	10.0	(33.0)	16.0	12.0
15	GOLD		925	Itay Benbenisti	2001	201.0	125.0	10.0	11.0	3.0	(28.0)	6.0	3.0	(48.0)	9.0	13.0	19.0	37.0	14.0
16	GOLD		103	Nicolo Gatti	2001	175.0	130.0	13.0	13.0	4.0	6.0	15.0	(16.0)	18.0	(29.0)	9.0	5.0	23.0	24.0
17	GOLD		138	Giorgio Stancampiano	2001	206.0	151.0	5.0	11.0	5.0	(19.0)	13.0	15.0	20.0	22.0	18.0	15.0	(36.0)	27.0
18	GOLD		313	Jules Mollard-Tanguy	2001	200.3	156.3	8.0	8.3 RDG1:4	6.0	11.0	(14.0)	8.0	29.0	20.0	17.0	23.0	(30.0)	26.0
19	GOLD		115	Luc Schmitz	2002	236.0	159.0	21.0	9.0	27.0	14.0	11.0	(34.0)	7.0	10.0	(43.0)	38.0	15.0	7.0
20	GOLD		8	Roman Sorrentino	2001	249.0	159.0	31.0	5.0	17.0	3.0	8.0	(37.0)	13.0	8.0	(53.0)	44.0	19.0	11.0
21	GOLD		628	Louis Pignolet	2001	276.0	160.0	7.0	7.0	(64.0 BFD)	8.0	12.0	15.0	30.0	16.0	34.0	(52.0)	14.0	17.0
22	GOLD		317	Ethan Moody	2002	236.0	162.0	20.0	7.0	19.0	(23.0)	22.0	8.0	12.0	11.0	21.0	(51.0)	22.0	20.0
23	GOLD		66	Adam Zarnowski	2001	293.0	167.0	11.0	16.0	(64.0 BFD)	11.0	5.0	3.0	6.0	(62.0)	29.0	28.0	45.0	13.0
24	GOLD		18	Ben Baron	2002	224.0	170.0	(23.0)	10.0	20.0	21.0	18.0	14.0	8.0	(31.0)	31.0	20.0	13.0	15.0
25	GOLD		354	Yehonatan Eichner	2002	234.0	171.0	7.0	(20.0)	8.0	4.0	6.0	9.0	28.0 RDG7:11	(43.0)	40.0	18.0	11.0	40.0
































Rank	Class	NOC	Sailnumber	Name	YoB	Total	Nett	Q1	Q2	Q3	Q4	Q5	Q6	F1	F2	F3	F4	F5	F6
26	GOLD	 ESP	66	Guillem Segú Gira	2001	256.0	190.0	(23.0)	8.0	12.0	22.0	17.0	10.0	24.0	28.0	14.0	22.0	(43.0)	33.0
27	GOLD	 THA	88	Kittisak Smitt	2001	260.0	193.0	9.0	18.0	(20.0)	15.0	18.0	18.0	27.0	26.0	7.0	(47.0)	25.0	30.0
28	GOLD	 TUR	9999	Batuhan Arslan	2002	262.0	201.0	(27.0)	21.0	14.0	6.0	24.0	22.0	25.0	(34.0)	27.0	25.0	8.0	29.0
29	GOLD	 FRA	1888	Nicolin Madier	2002	274.0	211.0	6.0	10.0	2.0	(12.0)	10.0	5.0	46.0	24.0	35.0	34.0	(51.0)	39.0
30	GOLD	 POL	42	Michal Polak	2002	322.0	234.0	8.0	(32.0)	16.0	8.0	15.0	25.0	41.0	(56.0)	15.0	46.0	18.0	42.0
31	GOLD	 GRE	107	Charalampos Kogias	2002	357.0	238.0	24.0	33.0	(64.0 BFD)	12.0	9.0	21.0	28.0	(55.0)	28.0	41.0	21.0	21.0
32	GOLD	 ITA	4	Edoardo Tanas	2002	306.0	239.0	3.0	12.0	7.0	10.0	(13.0)	12.0	51.0	37.0	23.0	32.0	(54.0)	52.0
33	GOLD	 ISR	218	Roi Hillel	2002	320.0	239.0	15.0	(28.0)	4.0	5.0	8.0	9.0	47.0	(53.0)	46.0	29.0	38.0	38.0
34	GOLD	 RUS	7	Artem Akimov	2001	312.0	239.0	26.0	17.0	15.0	3.0	31.0	(33.0)	11.0	(40.0)	37.0	36.0	29.0	34.0
35	GOLD	 THA	1	Bunyarit Sangngoen	2001	322.0	241.0	17.0	(25.0)	5.0	16.0	21.0	19.0	(56.0)	30.0	26.0	26.0	28.0	53.0
36	GOLD	 ISR	848	Nir Leshed	2002	341.0	242.0	30.0	(38.0)	8.0	4.0	10.0	11.0	43.0	39.0	39.0	11.0	(61.0)	47.0
37	GOLD	 NED	9999	Floris Franken	2001	342.0	251.0	32.0	14.0	31.0	23.0	(38.0)	33.0	10.0	14.0	50.0	35.0	(53.0)	9.0
38	GOLD	 ESP	369	Gabriel Llado	2001	346.0	254.0	(30.0)	19.0	18.0	17.0	30.0	27.0	31.0	23.0	(62.0)	17.0	49.0	23.0
39	GOLD	 NED	148	Joost Vink	2001	360.0	256.0	20.0	13.0	(64.0 BFD)	24.0	25.0	27.0	17.0	36.0	36.0	(40.0)	27.0	31.0
40	GOLD	 FRA	3002	Guillaume Buquet	2002	373.0	257.0	21.0	8.0	40.0	(54.0)	23.0	42.0	16.0	7.0	51.0	(62.0)	17.0	32.0
41	GOLD	 FRA	680	Arthur Picquet	2001	331.0	261.0	10.0	15.0	9.0	(22.0)	21.0	4.0	45.0	42.0	(48.0)	37.0	33.0	45.0
42	GOLD	 POL	636	Dominik Lewinski	2002	341.0	262.0	19.0	(23.0)	7.0	21.0	17.0	13.0	36.0	35.0	(56.0)	21.0	50.0	43.0
43	GOLD	 SGP	66	Alexander Lim	2002	339.0	263.0	12.0	(22.0)	22.0	19.0	11.0	19.0	32.0	45.0	47.0	30.0	26.0	(54.0)
44	GOLD	 ITA	93	Michele Ricci	2001	372.0	267.0	34.0	27.0	23.0	32.0	14.0	(64.0 UFD)	38.0	25.0	16.0	30.0 RDG7:11	(41.0)	28.0
45	GOLD	 FRA	6464	Antoine Mongrand	2002	370.0	269.0	25.0	(40.0)	15.0	30.0	23.0	6.0	57.0	(61.0)	32.0	12.0	34.0	35.0
46	GOLD	 GBR	966	James Bulson	2002	368.0	275.0	19.0	(34.0)	19.0	33.0	22.0	14.0	(59.0)	21.0	30.0	27.0	40.0	50.0
47	GOLD	 FRA	376	Ewen Kermorgant	2003	375.0	287.0	11.0	21.0	10.0	(29.0)	12.0	18.0	50.0	41.0	38.0	39.0	47.0	(59.0)
48	GOLD	 FRA	310	Mathis Chauvet	2001	395.0	303.0	12.0	9.0	27.0	(38.0)	26.0	29.0	34.0	48.0	(54.0)	45.0	32.0	41.0
49	GOLD	 FRA	147	Loick Laffont	2001	392.0	304.0	3.0	24.0	17.0	(31.0)	20.0	13.0	53.0	(57.0)	25.0	53.0	52.0	44.0
50	GOLD	 POL	511	Dawid Litwinek	2001	403.0	307.0	18.0	(39.0)	13.0	29.0	19.0	7.0	40.0	50.0	33.0	42.0	(57.0)	56.0
51	GOLD	 GRE	127	Nikolaos Silitzoglou	2002	443.0	315.0	29.0	53.0	(64.0 BFD)	18.0	19.0	11.0	52.0	38.0	24.0	16.0	(64.0 BFD)	55.0
52	GOLD	 POL	45	Kamil Ugniewski	2001	442.0	343.0	(39.0)	16.0	32.0	15.0	16.0	39.0	33.0	(60.0)	44.0	58.0	44.0	46.0
53	GOLD	 ISR	920	Campanella Tidhar	2002	435.0	345.0	18.0	(30.0)	21.0	26.0	26.0	23.0	(60.0)	46.0	49.0	31.0	48.0	57.0
54	GOLD	 FRA	2205	Louis Pochet	2002	473.0	347.0	22.0	29.0	18.0	14.0	27.0	(64.0 UFD)	42.0	49.0	45.0	59.0	42.0	(62.0)
55	GOLD	 FRA	1050	Corentin Le Gall	2002	472.0	353.0	16.0	38.0	(64.0 BFD)	17.0	25.0	28.0	(55.0)	54.0	42.0	50.0	35.0	48.0
56	GOLD	 LAT	152	Emils Punte	2002	465.0	363.0	29.0	26.0	35.0	28.0	32.0	(39.0)	39.0	33.0	(63.0)	61.0	31.0	49.0
57	GOLD	 FRA	720	Theau Denigot	2001	473.0	368.0	27.0	24.0	28.0	43.0	20.0	(45.0)	37.0	52.0	(60.0)	56.0	56.0	25.0
58	GOLD	 TUR	215	Kuzey Oztas	2001	490.0	383.0	28.0	(48.0)	24.0	25.0	27.0	32.0	49.0	(59.0)	59.0	49.0	39.0	51.0
59	GOLD	 GBR	3127	Sam Williams	2001	485.0	384.0	37.0	19.0	(42.0)	24.0	31.0	37.0	44.0	47.0	55.0	54.0	(59.0)	36.0
60	GOLD	 POL	72	Kamil Manowiecki	2002	516.0	388.0	14.0	22.0	(64.0 BFD)	20.0	30.0	20.0	(64.0 BFD)	51.0	52.0	60.0	58.0	61.0

Rank	Class	NOC	Sailnumber	Name	YoB	Total	Nett	Q1	Q2	Q3	Q4	Q5	Q6	F1	F2	F3	F4	F5	F6
61	GOLD	<input type="checkbox"/> FRA	689	Jean Lemaire	2002	510.0	408.0	38.0	23.0	32.0	34.0	(42.0)	23.0	54.0	44.0	57.0	43.0	(60.0)	60.0
62	GOLD	<input type="checkbox"/> RUS	97	Anton Tokarev	2002	519.0	420.0	(38.0)	27.0	29.0	18.0	29.0	31.0	58.0	58.0	(61.0)	57.0	55.0	58.0
63	GOLD	<input type="checkbox"/> AUS	2001	Alexander Halank	2001	520.0	421.0	14.0	(35.0)	28.0	25.0	16.0	24.0	(64.0 DNC)	64.0 DNC	58.0	64.0 RET	64.0 DNC	64.0 DNC

SILVER Class

Sailed: 12, Discards: 2, To count: 10, Entries: 63, Scoring system: WCR Appendix A

Rank	Class	NOC	Sailnumber	Name	YoB	Total	Nett	Q1	Q2	Q3	Q4	Q5	Q6	F1	F2	F3	F4	F5	F6
1	SILVER	 USA	85	Manuel Nores	2002	268.0	162.0	(42.0)	18.0	38.0	27.0	28.0	41.0	1.0	2.0	5.0	1.0	1.0	(64.0 DNC)
2	SILVER	 FRA	430	Nedelec Matys	2003	273.0	195.0	(50.0)	32.0	39.0	42.0	29.0	26.0	7.0	3.0	12.0	(28.0)	3.0	2.0
3	SILVER	 ITA	139	Riccardo Milani	2002	294.0	203.0	43.0	(51.0)	14.0	26.0	47.0	36.0	11.0	7.0	2.0	(40.0)	5.0	12.0
4	SILVER	 TUR	2005	Bora Vural	2002	289.0	210.0	37.0	37.0	29.0	41.0	(64.0 RET)	31.0	3.0	10.0	9.0	4.0	(15.0)	9.0
5	SILVER	 TUR	8911	Kerim Girtlioglu	2004	295.0	210.0	28.0	(56.0)	24.0	31.0	38.0	35.0	8.0	(29.0)	13.0	3.0	11.0	19.0
6	SILVER	 FRA	941	Giannerini Thomas	2001	294.0	217.0	22.0	(49.0)	35.0	48.0	36.0	29.0	13.0	22.0	1.0	5.0	6.0	(28.0)
7	SILVER	 ITA	146	Alessandro Verona	2001	317.0	223.0	35.0	43.0	26.0	(50.0)	41.0	21.0	18.0	4.0	6.0	15.0	14.0	(44.0)
8	SILVER	 TUR	3012	Jeremy Berke Zalma	2001	334.0	230.0	25.0	37.0	25.0	39.0	33.0	(40.0)	6.0	14.0	3.0	(64.0 UFD)	26.0	22.0
9	SILVER	 MEX	193	Mariano Botello Beja	2001	310.0	242.0	36.0	31.0	36.0	35.0	(41.0)	38.0	24.0	(27.0)	8.0	11.0	17.0	6.0
10	SILVER	 ISR	950	Itay Shalit	2001	364.0	257.0	46.0	44.0	(64.0 BFD)	30.0	34.0	17.0	36.0	(43.0)	7.0	16.0	7.0	20.0
11	SILVER	 NED	1306	Max Castelein	2002	381.0	259.0	52.0	28.0	31.0	(58.0)	36.0	38.0	5.0	(64.0 RET)	33.0	9.0	20.0	7.0
12	SILVER	 ESP	411	Fernando Samalea Berges	2001	341.0	260.0	39.0	30.0	26.0	33.0	(45.0)	34.0	32.0	18.0	22.0	22.0	4.0	(36.0)
13	SILVER	 NED	300	Rick Van Santen	2001	376.0	263.0	46.0	26.0	(49.0)	40.0	44.0	41.0	30.0	8.0	(64.0 RET)	13.0	12.0	3.0
14	SILVER	 ITA	91	Francesco Genesis	2001	363.0	265.0	41.0	34.0	33.0	41.0	(51.0)	43.0	(47.0)	12.0	17.0	6.0	22.0	16.0
15	SILVER	 FRA	1712	Basile Martin	2002	380.0	270.0	32.0	20.0	34.0	45.0	(46.0)	36.0	(64.0 DNC)	23.0	10.0	2.0	64.0 UFD	4.0
16	SILVER	 ESP	202	Jorge Hernandez	2001	345.3	271.3	44.0	(47.0)	34.0	34.0	40.0	28.0	15.0	18.3 RDG7:11	14.0	21.0	23.0	(27.0)
17	SILVER	 RUS	1	Mikhalev Pavel	2001	364.4	271.9	40.0	(45.0)	22.0	36.0	43.0	22.0	24.9 RDG7:11	(47.5 PRP)	20.0	23.0	9.0	32.0
18	SILVER	 USA	175	Thomas Staubli	2001	362.0	273.0	42.0	42.0	53.0	(54.0)	43.0	42.0	2.0	19.0	(35.0)	18.0	2.0	10.0
19	SILVER	 FRA	1305	Max Pochet	2001	399.5	287.0	24.0	45.0	23.0	43.0	(48.5 PRP)	26.0	38.0	28.0	4.0	42.0	(64.0 UFD)	14.0
20	SILVER	 FRA	556	Pierre Fourny	2001	386.0	293.0	45.0	36.0	46.0	49.0	44.0	(50.0)	17.0	17.0	30.0	(43.0)	8.0	1.0
21	SILVER	 NED	750	Matthijs Van Wijngaarden	2002	393.0	302.0	26.0	43.0	30.0	(44.0)	39.0	24.0	16.0	16.0	31.0	46.0	31.0	(47.0)
22	SILVER	 HUN	9	Balint Morvai	2003	397.3	304.3	31.0	(47.0)	37.0	38.3 RDG1:4	35.0 RDG1:3:6	30.0	43.0	(46.0)	16.0	14.0	29.0	31.0
23	SILVER	 FRA	100	Tom Guez	2001	408.0	313.0	35.0	36.0	41.0	35.0	(53.0)	53.0	19.0	9.0	38.0	37.0	10.0	(42.0)
24	SILVER	 ESP	85	Victor Ruiz Roca	2001	402.0	315.0	44.0	(53.0)	38.0	51.0	39.0	44.0	25.0	25.0	(34.0)	17.0	27.0	5.0
25	SILVER	 ARG	425	Sebastian Nores	2002	427.5	316.0	47.0	(55.0)	64.0 DNE	47.0	51.0	52.0	9.0	6.0	(56.5 PRP)	10.0	19.0	11.0
26	SILVER	 NED	149	Emiel Vermeulen	2003	421.0	318.0	(64.0 UFD)	31.0	64.0 BFD	27.0	48.0	51.0	22.0	(39.0)	11.0	20.0	18.0	26.0
27	SILVER	 FRA	349	Marius Dumont	2002	441.0	321.0	(56.0)	55.0	41.0	37.0	37.0	35.0	23.0	15.0	(64.0 DSQ)	7.0	28.0	43.0
28	SILVER	 GBR	3145	Lachlan Ross	2002	449.0	321.0	(64.0 DNC)	17.0	54.0	37.0	52.0	45.0	4.0	1.0	41.0	(64.0 UFD)	55.0	15.0
29	SILVER	 GBR	426	James Faley	2002	425.0	323.0	45.0	48.0	(64.0 BFD)	46.0	32.0	32.0	29.0	(38.0)	25.0	24.0	21.0	21.0
30	SILVER	 POL	64	Alexander Biene	2002	412.0	324.0	(53.0)	42.0	33.0	40.0	49.0	30.0	(35.0)	35.0	21.0	34.0	16.0	24.0
31	SILVER	 FRA	1002	Mael Guibert	2002	450.5	331.5	40.0	35.0	48.0	39.0	54.5 PRP	(55.0)	28.0	20.0	26.0	12.0	(64.0 DNC)	29.0
32	SILVER	 OMA	3	Ali Al-Omrani	2002	444.0	338.0	34.0	39.0	(64.0 BFD)	45.0	35.0	46.0	41.0	(42.0)	15.0	25.0	35.0	23.0

Rank	Class	NOC	Sailnumber	Name	YoB	Total	Nett	Q1	Q2	Q3	Q4	Q5	Q6	F1	F2	F3	F4	F5	F6
33	SILVER	 GBR	262	Max Beaman	2003	438.0	342.0	48.0	41.0	(51.0)	48.0	34.0	43.0	21.0	37.0	40.0	(45.0)	13.0	17.0
34	SILVER	 OMA	8	Abdullah Al-Sarhi	2002	443.0	345.0	33.0	54.0	(64.0 BFD)	59.0	48.0	40.0	26.0	5.0	23.0	32.0	(34.0)	25.0
35	SILVER	 FRA	2612	Pierre-Alexandre Hovelacque	2002	456.0	357.0	36.0	41.0	43.0	50.0	49.0	(64.0 DNC)	34.0	28.0 RDG7:11	18.0	(35.0)	25.0	33.0
36	SILVER	 ITA	23	Pietro Angelo Chincarini	2004	464.0	357.0	51.0	29.0	30.0	53.0	(64.0 RET)	64.0 RET	40.0	21.0	(43.0)	29.0	32.0	8.0
37	SILVER	 FRA	7171	Tanguy Demoron	2001	459.0	363.0	43.0	(51.0)	40.0	38.0	37.0	48.0	(45.0)	24.0	19.0	39.0	40.0	35.0
38	SILVER	 ESP	366	Albert Serra Moreno	2001	477.0	373.0	(64.0 UFD)	40.0	64.0 DNC	64.0 DNC	42.0	47.0	37.0	13.0	28.0	8.0	30.0	(40.0)
39	SILVER	 POR	23	Andre Pereira	2002	496.0	378.0	56.0	46.0	42.0	(64.0 RET)	56.0	58.0	12.0	30.0	(54.0)	19.0	46.0	13.0
40	SILVER	 FRA	372	Matteo Pelloquin	2001	485.0	382.0	48.0	50.0	(64.0 BFD)	46.0	50.0	54.0	14.0	26.0	(39.0)	36.0	24.0	34.0
41	SILVER	 ESP	9	Guillermo Sanchez Bellido	2001	516.0	397.0	(55.0)	33.0	50.0	47.0	47.0	49.0	10.0	11.0	47.0	47.0	56.0	(64.0 DNC)
42	SILVER	 OMA	9	Omar Al-Qartoubi	2003	518.0	407.0	52.0	54.0	(64.0 BFD)	44.0	54.0	48.0	27.0	(47.0)	24.0	31.0	36.0	37.0
43	SILVER	 NED	283	Mac Koelman	2001	510.0	415.0	51.0	44.0	52.0	(56.0)	46.0	44.0	(39.0)	32.0	36.0	38.0	33.0	39.0
44	SILVER	 FRA	738	Emilien De Bank	2001	522.0	415.0	47.0	46.0	39.0	36.0	(54.0)	50.0	42.0	52.0	29.0	26.0	48.0	(53.0)
45	SILVER	 OMA	10	Usama Al-Breiki	2002	543.0	431.0	(62.0)	58.0	44.0	56.0	52.0	56.0	(50.0)	33.0	45.0	27.0	42.0	18.0
46	SILVER	 GBR	780	Sam Saunders	2002	563.0	444.0	(55.0)	49.0	43.0	42.0	40.0	53.0	57.0	(64.0 RET)	27.0	41.0	41.0	51.0
47	SILVER	 FRA	730	Sebastien Dherவில்	2001	578.0	465.0	50.0	58.0	45.0	(61.0)	56.0	51.0	(52.0)	45.0	32.0	44.0	43.0	41.0
48	SILVER	 NOR	161	Arvid Elias Guddal Einan	2002	581.0	469.0	(60.0)	56.0	46.0	55.0	58.0	56.0	20.0	34.0	51.0	(52.0)	45.0	48.0
49	SILVER	 ESP	303	Rafael Belloch	2001	596.0	479.0	(64.0 DNC)	64.0 DNC	64.0 BFD	49.0	53.0	47.0	(53.0)	48.0	37.0	33.0	38.0	46.0
50	SILVER	 LAT	24	Kristaps Dzirmieks	2002	600.0	479.0	(64.0 UFD)	57.0	58.0	53.0	59.0	57.0	33.0	36.0	(57.0)	30.0	47.0	49.0
51	SILVER	 RUS	432	Lev Konyshov	2003	590.0	482.0	57.0	(60.0)	57.0	55.0	55.0	57.0	44.0	44.0	46.0	(48.0)	37.0	30.0
52	SILVER	 POL	520	Antoni Antoniewski	2003	604.0	489.0	49.0	57.0	37.0	(61.0)	57.0	52.0	49.0	41.0	48.0	(54.0)	49.0	50.0
53	SILVER	 GBR	189	Tom Skoulding	2002	638.0	510.0	49.0	52.0	55.0	52.0	(64.0 RET)	64.0 RET	(64.0 DNC)	64.0 DNC	42.0	50.0	44.0	38.0
54	SILVER	 FRA	741	Titouan Halluitte	2001	627.0	511.0	54.0	(59.0)	64.0 DNE	52.0	50.0	49.0	56.0	(57.0)	44.0	49.0	39.0	54.0
55	SILVER	 ESP	91	Octavio Ramon Ruiz	2002	646.0	523.0	58.0	52.0	(59.0)	57.0	59.0	55.0	31.0	40.0	(64.0 RET)	64.0 RET	51.0	56.0
56	SILVER	 RUS	27	Stepan Bereznoi	2002	649.0	529.0	54.0	(62.0)	45.0	57.0	58.0	46.0	(58.0)	55.0	50.0	55.0	52.0	57.0
57	SILVER	 GBR	562	Jack Jones	2002	665.0	541.0	53.0	(60.0)	56.0	60.0	55.0	54.0	46.0	53.0	52.0	(64.0 UFD)	57.0	55.0
58	SILVER	 USA	519	Michael Cramer	2001	671.0	543.0	41.0	50.0	36.0	32.0	(64.0 DNC)	64.0 DNC	(64.0 DNC)	64.0 DNC	64.0 DNC	64.0 DNC	64.0 DNC	64.0 DNC
59	SILVER	 ESP	88	Pol Sauer Cardells	2002	674.0	554.0	57.0	61.0	44.0	59.0	(64.0 RET)	64.0 RET	55.0	(56.0)	55.0	53.0	54.0	52.0
60	SILVER	 CZE	41	Jonas Horacek	2002	702.0	575.0	61.0	61.0	60.0	(63.0 PRP)	60.0	58.0	54.0	54.0	58.0	51.0	58.0	(64.0 DNC)
61	SILVER	 USA	420	Gabriel Valdes	2001	713.0	585.0	(64.0 UFD)	59.0	64.0 DNE	60.0	57.0	64.0 DNC	(64.0 DNC)	64.0 DNC	53.0	64.0 DNC	50.0	50.0 SGN5
62	SILVER	 ESP	82	Tomas Sanmarino Petit	2001	714.0	586.0	59.0	62.0	(64.0 BFD)	62.0	64.0 RET	64.0 RET	51.0	51.0	56.0	(64.0 UFD)	53.0	64.0 DNC
63	SILVER	 FRA	709	Titouan Grannec	2002	745.0	617.0	(64.0 RET)	64.0 RET	47.0	58.0	64.0 RET	64.0 RET	(64.0 DNC)	64.0 DNC	64.0 DNC	64.0 DNC	64.0 DNC	64.0 DNC

